

# Virginia Local Government Investment Pool EM

## Fund Credit Quality Ratings (FCQR) Definitions

**AAAf** The credit quality of the fund's portfolio exposure is extremely strong.

**AAf** The credit quality of the fund's portfolio exposure is very strong.

**Af** The credit quality of the fund's portfolio exposure is strong.

**BBBf** The credit quality of the fund's portfolio exposure is adequate.

**BBf** The credit quality of the fund's portfolio exposure is weak.

**Bf** The credit quality of the fund's portfolio exposure is very weak.

**CCCf** The credit quality of the fund's portfolio exposure is extremely weak.

**CCf** The fund's portfolio has significant exposure to defaulted or near defaulted assets and/or counterparties.

**Df** The fund's portfolio is predominantly exposed to defaulted assets and/or counterparties.

The ratings from 'AAf' to 'CCCf' may be modified by the addition of a plus (+) or minus (-) sign to show relative standing within the major rating categories.

FCQRs are assigned to fixed-income funds, actively or passively managed, typically exhibiting variable net asset values. They reflect the credit risks of a fund's portfolio investments, the level of a fund's counterparty risk, and the risk of a fund's management ability and willingness to maintain current fund credit quality.

## About the Pool

Pool Rating	<b>AAAf / S1</b>
Pool Type	Variable NAV Government Investment Pool
Investment Adviser	Commonwealth of Virginia Department of the Treasury
Portfolio Manager	Neil Boege, CIO
Pool Rated Since	July 2017
Custodian	JPMorgan Chase & Co.

## Pool Highlights

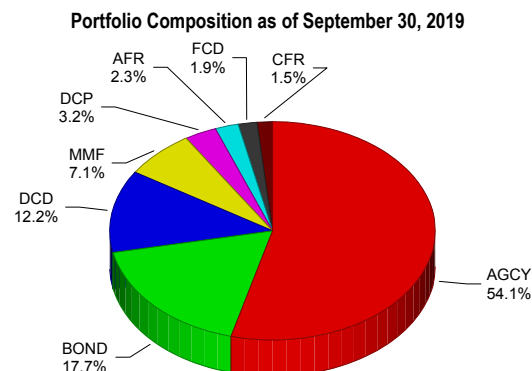
- The VA LGIP EM has conservative management
- The duration target 0.75 years to 1.25 years WAM targets have been around 1 year.

## Management

Virginia Treasury administers the LGIP Program Portfolios for public entities. The Virginia LGIP Pool Program consists of two internally, professional managed portfolios that comply with the Investment of Public Funds Act, namely the Virginia Treasury LGIP Extended Maturity Portfolio and the Virginia Treasury LGIP, rated AAAM by S&P Global based on the Principal Stability Fund Rating Criteria. The investment portfolios are managed by the Investment Division of the State Treasurer's office. Manju S. Ganeriwala is the State Treasurer. As of September, 2019, Virginia Treasury has more than \$16 billion in assets under management. JPMorgan Chase Bank is the custodian, and U.S. Bancorp Fund Services LLC is the transfer agent for the portfolio.

## Credit Quality

S&P Global rates the Virginia Treasury LGIP Extended maturity Portfolio 'AAAf/S1'. The 'AAAf/S1' rating is based on its analysis of the fund's credit quality, market price exposure and management experience. The 'AAAf' rating demonstrates that the pool's portfolio holdings provides extremely strong protection against losses from credit defaults. The 'S1' volatility rating indicates that the fund possesses an extremely low sensitivity to changing market conditions. As part of S&P Global's volatility analysis, it assessed the management, portfolio level risk, target durations, and comparable return strategies of the pool. S&P Global monitors the fund on a monthly basis.



AGCY - Agency Fixed Rate; BOND - Corporate Fixed Rate; DCD - Fixed Rate Certificate of Deposit; MMF - Money Market Fund; DCP - Commercial Paper; AFR - Agency Floating Rate; FCD - Floating Rate Certificate of Deposit; CFR - Corporate Floating Rate

\*As assessed by S&P Global Ratings

## Portfolio Assets

The fund seeks to preserve capital and exceed the return of its benchmark, ICE Bank of America US 1 -Year Treasury Bill Index. VA LGIP EM consists of a single portfolio and invests in high-quality, short-term, U.S. dollar-denominated, fixed-income instruments. The types of investments will include obligations of U.S. banks and financial institutions, U.S. corporate obligations, U.S. government securities, municipal securities, repurchase agreements, shares of the Virginia Treasury LGIP, and sovereign governments and companies securities that are fully guaranteed by such sovereign government, paying a fixed, variable, or floating interest rate. The fund will be limited to investment-grade assets, primarily high-quality names rated at least 'AA' or 'A-1' and above. The fund's duration target is expected to be 0.75 years to 1.25 years.

**S&P Global Ratings Analyst:** Guyna Johnson - (1) 312-233-7008

www.spratings.com

Participants should consider the investment objectives, risks, charges and expenses of the pool before investing. The investment guidelines which can be obtained from your broker-dealer, contain this and other information about the pool and should be read carefully before investing.

**Fund Volatility Ratings (FVR) Definitions**

- S1** A fund that exhibits low volatility of returns. Within this category, a fund may be designated with a plus sign (+). This indicates its extremely low volatility of monthly returns.
- S2** A fund that exhibits low to moderate volatility of returns.
- S3** A fund that exhibits moderate volatility of returns.
- S4** A fund that exhibits moderate to high volatility of returns.
- S5** A fund that exhibits high to very high volatility of returns.

FVRs reflect our view of the fund's sensitivity to interest rate risk, credit risk, and liquidity risk, as well as other factors that may affect returns such as use of derivatives, use of leverage, exposure to foreign currency risk, and investment concentration, and fund management.

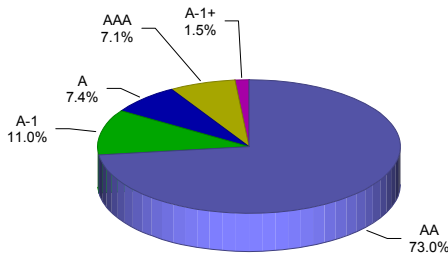
FVRs typically accompany FCQRs (e.g., 'A1/S3') to communicate our opinion of risks not addressed by FCQRs. For some funds, we may assign an FCQR without an accompanying FVR. When this occurs, we note the FVR as NR (not rated).

**Data Bank as of September 30, 2019**

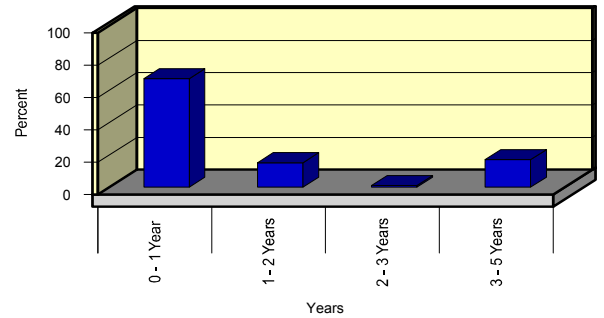
Ticker Symbol..... N/A  
 NAV..... \$10.00

Net Assets (millions)..... \$127.82  
 Inception Date..... July 2017

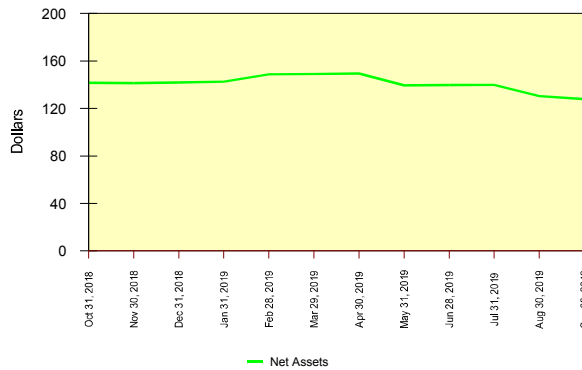
**Portfolio Credit Quality as of September 30, 2019 \***



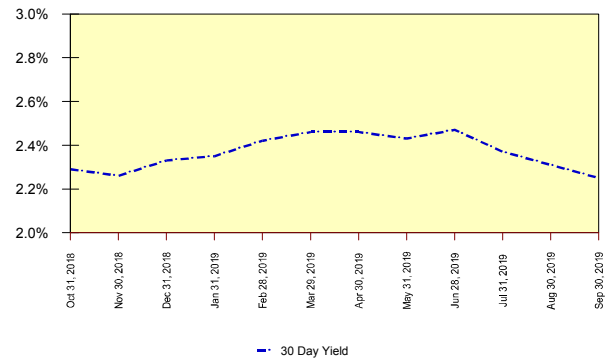
**Portfolio Maturity Distribution as of September 30, 2019**



**Net Assets as of September 30, 2019**



**Portfolio 30 Day Yield as of September 30, 2019**



**Top Ten Holdings as of September 30, 2019**

Security	%	Security	%
VIRGINIA TREASURY LGIP STIF	7.10	SWEDBANK (SPARBANK) CD FIXED	2.70
FHLMC NOTES FIXED 2.375%	4.00	FHLB CALLABLE BOND FIXED 2.25%	2.40
FHLB CALLABLE BOND FIXED 1.7%	3.90	FHLMC CALLABLE NOTES	2.40
FFCB CORP BOND FIXED	3.90	FNMA CALLABLE	2.40
FHLB BOND FIXED 2.375%	3.10	FFCB FUNDING CORP BOND FIXED	2.40

A Volatility Rating is not a credit rating. S&P Global Ratings is neither associated nor affiliated with the fund.

Copyright © 2019 by Standard & Poor's Financial Services LLC. All rights reserved. No content (including ratings, credit-related analyses and data, valuations, model, software or other application or output therefrom) or any part thereof (Content) may be modified, reverse engineered, reproduced or distributed in any form by any means, or stored in a database or retrieval system, without the prior written permission of Standard & Poor's Financial Services LLC or its affiliates (collectively, S&P). The Content shall not be used for any unlawful or unauthorized purposes. S&P and any third-party providers, as well as their directors, officers, shareholders, employees or agents (collectively S&P Parties) do not guarantee the accuracy, completeness, timeliness or availability of the Content. S&P Parties are not responsible for any errors or omissions (negligent or otherwise), regardless of the cause, for the results obtained from the use of the Content, or for the security or maintenance of any data input by the user. The Content is provided on an "as is" basis. S&P PARTIES DISCLAIM ANY AND ALL EXPRESS OR IMPLIED WARRANTIES, INCLUDING, BUT NOT LIMITED TO, ANY WARRANTIES OF MERCHANTABILITY OR FITNESS FOR A PARTICULAR PURPOSE OR USE, FREEDOM FROM BUGS, SOFTWARE ERRORS OR DEFECTS, THAT THE CONTENT'S FUNCTIONING WILL BE UNINTERRUPTED OR THAT THE CONTENT WILL OPERATE WITH ANY SOFTWARE OR HARDWARE CONFIGURATION. In no event shall S&P Parties be liable to any party for any direct, indirect, incidental, exemplary, compensatory, punitive, special or consequential damages, costs, expenses, legal fees, or losses (including, without limitation, lost income or lost profits and opportunity costs or losses caused by negligence) in connection with any use of the Content even if advised of the possibility of such damages.

Credit-related and other analyses, including ratings, and statements in the Content are statements of opinion as of the date they are expressed and not statements of fact. S&P's opinions, analyses and rating acknowledgment decisions (described below) are not recommendations to purchase, hold, or sell any securities or to make any investment decisions, and do not address the suitability of any security. S&P assumes no obligation to update the Content following publication in any form or format. The Content should not be relied on and is not a substitute for the skill, judgment and experience of the user, its management, employees, advisors and/or clients when making investment and other business decisions. S&P does not act as a fiduciary or an investment advisor except where registered as such. While S&P has obtained information from sources it believes to be reliable, S&P does not perform an audit and undertakes no duty of due diligence or independent verification of any information it receives.

To the extent that regulatory authorities allow a rating agency to acknowledge in one jurisdiction a rating issued in another jurisdiction for certain regulatory purposes, S&P reserves the right to assign, withdraw or suspend such acknowledgement at any time and in its sole discretion. S&P Parties disclaim any duty whatsoever arising out of the assignment, withdrawal or suspension of an acknowledgement as well as any liability for any damage alleged to have been suffered on account thereof.

S&P keeps certain activities of its business units separate from each other in order to preserve the independence and objectivity of their respective activities. As a result, certain business units of S&P may have information that is not available to other S&P business units. S&P has established policies and procedures to maintain the confidentiality of certain non-public information received in connection with each analytical process.

S&P may receive compensation for its ratings and certain analyses, normally from issuers or underwriters of securities or from obligors. S&P reserves the right to disseminate its opinions and analyses. S&P's public ratings and analyses are made available on its Web sites, www.standardandpoors.com (free of charge), and www.ratingsdirect.com and www.globalcreditportal.com (subscription), and may be distributed through other means, including via S&P publications and third-party redistributors. Additional information about our ratings fees is available at www.standardandpoors.com/usratingsfees.

S&P GLOBAL RATINGS, S&P, GLOBAL CREDIT PORTAL and RATINGSDIRECT are registered trademarks of Standard & Poor's Financial Services LLC.